

**KCT's Late. G.N.Sapkal College of Engineering**  
**Balance Sheet**  
**as on 31/03/2019**

Liabilities	Amount (Rs.)	Assets	Amount (Rs.)
<b>Capital Account :</b>		<b>Fixed Assets :</b>	38,301,584
Kalyani Charitable Trust	27,102,106	(As per Annexure I)	
<b>Current Liabilities :</b>		<b>Current Assets :</b>	
Provisions	5,765,502	Loans & Advances (Asset)	1,918,265
Sundry Creditors	6,010,119	Sundry Debtors	41,261,380
Grants	786,251	Cash-in-hand	964,650
Student Caution Money	3,093,860	Grant Nov 18 Exam FE to ME	571,124
Alumini Fee	2,721,000	Prepaid Expenses	127,177
Exam Fee (Engineering)	236,959	Prepaid Insurance Premium	762,180
Staff Credit Society Deduction	911,280	Bank Accounts	(37,279,284)
		(As per Annexure II)	
<b>Total</b>	<b>46,627,077</b>	<b>Total</b>	<b>46,627,077</b>

**For R S P H & Associates**  
**Chartered Accountants**  
**(FRN 003013N)**

**For Kalyani Charitable Trust**

CA Paresh Sabadra  
(Partner)  
M. No. 119544  
Date: 30/06/2019  
Place: Nasik

Chairman

Vice Chairperson

Secretary

Principal



**KCT's Late. G.N.Sapkal College of Engineering**  
**Receipts & Payments Account**  
**for the year ended 31/03/2019**

Receipts		Amount (Rs.)	Payments		Amount (Rs.)
To	Bank Accounts	2,985,464	By	Bank Accounts	39,391,536
	Cash-in-hand	133,413		Kalyani Charitable Trust.	71,529,120
	Bank Interet on SB	1,136		Eligibility Fees	240,561
	Kalyani Charitable Trust.	43,657,039		Exam Fee (Engineering)	7,636,600
	Advance	4,678,266		Report Testing Charges	9,000
	Eligibility Fees	206,350		University Fee	283,436
	Exam Fee (Engineering)	7,536,672		Provisions	6,901,248
	Provident Fund Employees Contribution	2,552,588		Sundry Creditors	26,743,205
	Report Testing Charges	22,600		Grant	56,750
	Staff Credit Society Deduction	158,043		Student Caution Money	14,000
	Duties & Taxes	2,132,717		Computer Software	34,019
	Sundry Creditors	374,245		Electronic Equipments	5,445
	Grant	4,012,789		Library Books	4,190
	Grant Receivable Oct/Nov 18 Exam FE to I	626,931		Prepaid Insurance Premium	762,180
	Loans & Advances (Asset)	1,012,307		Loans & Advances (Asset)	4,768,277
	Sundry Debtors	149,388,715		Sundry Debtors	3,872,255
	LWP	3,337,420		Honarium to Guest	65,000
	Other Deduction	1,407,988		LWP	667
	Exam and Other Fees-SWO	100,000		Other Deduction	121,063
	Miscllenious Income	558,285		Salary	75,294,122
	Earn and Learn Scheme Exp	6,255		Advertisement Expenses	25,000
	Exam Conduction Exp BE CAP	9,830		AICTE Affiliation Charges	150,000
	Insurance Premium	8,194		Annual Subscription & Membership	46,321
	Processing Fees (NAAC)	177,000		Antivirus Exp A/c	2,728
	Bank Accounts	42,001,907		Audit Fees	36,500
				Bank Charges.	57,331
				Civil Lab Exp	3,635
				Computer Repairs and Maintainance	107,332
				DG Set- Diesel, Repairs and Main.	3,912,964
				Earn and Learn Scheme Exp	20,880
				E-Journal Subscription	28,440
				Electricity Expenses (HT Line)	4,241,464
				Exam Conduction Exp BE CAP	1,009,830
				Exam Conduction Exp (FE to ME)	4,055,080
				Exam Conduction Exp (NEET)	147,290
				Exam Conduction Exp(UGC NET)	133,200
				Exam Conduction Exp (JEE)	106,650
				Exp for Pradhan Mantri Kaushal Vikas Yc	520,321
				Garden Maintainance	19,215
				General Expenses	10,210
				GramPanchayat Tax	263,000
				House Keeping Material Exp.	89,000
				Industrial Visit Exp	18,052
				Insurance Premium	1,543,811
				Lab Exp	6,837
				Liabrary Exp	1,830
				Library Subscription Exp A/c	13,475
				Mech Lab Exp	68,613
				Medical Expenses	68,191
				Naac Expenses	27,828
				NMC Tax	21,520
				NSS Camp Exp	69,080
				Office Expenses	35,404
				Postage & Telegram	618
				Printing Exp	2,760
				Printing & Stationery Exp.	19,225
				Prize Distribution Exp	53,000
				Processing Fees (Admission Regulating Au	178,055
				Processing Fees (DTE)	37,500
				Processing Fees (NAAC)	575,250





Receipts	Amount (Rs.)	Payments	Amount (Rs.)
		Professional Fees	16,000
		Running Cost of Vehical A/c	928,582
		Sports Expenses	17,755
		Staff Uniform Expenses	30,480
		Staff Welfare Exp	18,000
		Stationery Exp	36,893
		Student Welfare Expenses	50,370
		Subscription and Donation Exp A/c	325,000
		Tea & Refreshment Expenses	43,141
		Telephone Expenses	564,328
		Training and Placement Exp A/c	13,740
		Travelling Expenses	96,746
		University Affilation Fees	110,200
		Water Charges	428,786
		Workshop Exp	29,210
		Xerox Expenses	903
		Annual Day Exp	159,912
		Repaires and Maintenace	3,068,721
		Bank Accounts	4,722,623
		Cash-in-hand	964,650
<b>Total</b>	<b>267,086,154</b>	<b>Total</b>	<b>267,086,154</b>

For R S P H & Associates  
Chartered Accountants  
(FRN 003013N)

For Kalyani Charitable Trust

CA Paresb Sabadra  
(Partner)  
M. No. 119544  
Date: 30/06/2019  
Place: Nasik




*[Signature]*  
Chairman

*[Signature]*  
Vice Chairperson

Secretary

*[Signature]*  
Principa



**KCT's Late. G.N.Sapkal College of Engineering**  
**Income & Expenditure Account**  
**for the year ended 31/03/2019**


Expenditure	Amount (Rs.)	Income	Amount (Rs.)
<b>To Direct Expenses :</b>		<b>By Direct Incomes :</b>	
Salary Cost		College Fee	
Basic	33,673,683	Development Fees	11,227,668
AGP	7,334,188	Ph D Admission Fee	155,000
D.A.	18,400,785	Tution Fees	108,602,081
H.R.A.	3,009,066		
LWP	(8,615,944)		
Principal's Allowance	36,300		
Other Deduction	(1,678,373)		
Special Allow.	23,915,605		
T.R.A.	913,976		
Provident Fund - Employers Share	2,781,604		
Honorarium to Guest	65,000		
Honorarium to Visiting Faculty	208,675		
<b>To Indirect Expenses :</b>			
Function & Festival exp	411,512		
Repaires and Maintanace	3,790,504		
Advertisement Expenses	2,847,941		
AICTE Affiliation Charges	150,000		
Annual Subscription & Membership	46,321		
Antivirus Exp A/c	176,528		
Audit Fees	272,500		
Bank Charges.	57,331		
Call Centre Licence	160,674		
Catering Charges	845,945		
Civil Lab Exp	3,635		
Computer Repairs and Maintainance	787,890		
Concession in Fees (Computer Dept)	1,822,494		
Concession in Fees E and TC Dept	342,675		
Concession in Fees for Electrical Dept	1,364,055		
Depreciation	7,203,883		
DG Set- Diesel, Repairs and Main.	3,368,946		
Earn and Learn Scheme Exp	14,625		
E-Journal Subscription	28,440		
Electricity Expenses (HT Line)	2,641,464		
E & T C LAB Exp A/c	20,296		
Exam Conduction Exp (FE to ME)	55,065		
Exam Conduction Exp (NEET)	13,590		
Garden Maintainance	150,903		
General Expenses	10,210		
GramPanchayat Tax	263,000		
House Keeping Material Exp.	1,268,458		
Industrial Visit Exp	18,052		
Insurance Premium	1,004,238		
Lab Exp	40,750		
Late G N Sapkal Merit Sch Scheme(Recomm by CMD Sir)	206,007		
Late G N Sapkal Merit Sch Scheme (SE to BE)	205,527		
Liabrary Exp	449,427		
Library Subscription Exp A/c	127,473		
Mech Lab Exp	79,413		
Medical Expenses	192,057		
NAAC Expenses	205,442		



Expenditure	Amount (Rs.)	Income	Amount (Rs.)
NMC Tax	21,520		
NSS Camp Exp	18,580		
Office Expenses	35,404		
P.F. Administration Charges	373,200		
Postage & Telegram	768		
Printing Exp	93,252		
Printing & Stationery Exp.	19,225		
Prize Distribution Exp	53,000		
Processing Fees (Admission Regulating Authority)	178,055		
Processing Fees (DTE)	37,500		
Processing Fees (NAAC)	398,250		
Professional Fees	166,000		
Rent on College Building	15,000,000		
Running Cost of Vehical A/c	1,179,904		
Security Staff Salary	498,563		
Software Exp	883,000		
Sponsorship Exps.	118,000		
Sports Expenses	14,091		
Staff Uniform Expenses	30,480		
Staff Welfare Exp	18,000		
Stationery Exp	484,655		
Student Welfare Expenses	50,370		
Subscription and Donation Exp A/c	325,000		
Tea & Refreshment Expenses	372,292		
Telephone Expenses	291,050		
Training and Placement Exp A/c	13,740		
Travelling Expenses	96,746		
University Affiliation Fees	110,200		
Water Charges	322,302		
Website Designing Charges	157,000		
Workshop Exp	29,210		
Xerox Expenses	221,542		
		By Excess of Expenditure over Income	12,317,985
<b>Total</b>	<b>132,302,734</b>	<b>Total</b>	<b>132,302,734</b>

For R S P H & Associates  
Chartered Accountants  
(FRN 003013N)

For Kalyani Charitable Trust

  
CA Paresh Sabadra  
(Partner)  
M. No. 119544  
Date: 30/06/2019  
Place: Nasik



  
Chairman

  
Vice Chairperson

Secretary

  
Principal





KCT's Late G.N.Sapkal College of Engineering  
Depreciation for the year FY 2018-19

Annexure I

Particulars	Depreciation Rate	Opening Gross Block as on 01-04-18	Before Sept.18	After Sept.18	Total additions	Gross Block as on 31-03-19	Depreciation	WDV as on 31-03-19
Furniture & Fixtures	15%	13,429,317			-	13,429,317	2,014,398	11,414,919
Air Conditioner	15%	1,789,321			-	1,789,321	268,398	1,520,923
Aquaguard	15%	10,534			-	10,534	1,580	8,954
Calculator	15%	29,305			-	29,305	4,396	24,909
Chemistry Lab Furniture	15%	46,590			-	46,590	6,988	39,601
Civil Lab Furniture	15%	93,607			-	93,607	14,041	79,566
Civil Lab Equipment	15%	2,133,018			-	2,133,018	319,953	1,813,065
College Bus (Star Bus)-9	15%	5,395,330			-	5,395,330	809,300	4,586,031
Computer Peripherals	25%	1,766,561	329,005	362,496	691,501	2,458,062	614,515	1,843,546
Computer & Other QIP	25%	38,435			-	38,435	9,609	28,826
Computer Software	25%	796,438		34,019	34,019	830,457	207,614	622,843
Electronics Equipments	15%	2,066,955	82,916		82,916	2,149,871	322,481	1,827,390
EPBX	15%			23,730	23,730	23,730	3,560	20,171
Fax Machine	15%	2,548			-	2,548	382	2,166
Flag 30.5 Mtr	15%	551,783			-	551,783	82,767	469,015
Fire extinguishers	15%	8,670			-	8,670	1,301	7,370
Ford Icon	15%	113,794			-	113,794	17,069	96,725
Godrej Tea Machine	15%	5,828			-	5,828	874	4,953
Lab Equipments & Chemicals	15%	153,707			-	153,707	23,056	130,651
Lab Equipments QIP	15%	119,195			-	119,195	17,879	101,316
Library Books	25%	387,826	9,814	2,940	12,754	400,580	100,145	300,435
Library Software	25%	42,891			-	42,891	10,723	32,168
MDFC Drawing Board	15%	30,560			-	30,560	4,584	25,976
Mechanical Lab Equipment	15%	3,540,705			-	3,540,705	531,106	3,009,599
Mobile Handset	15%	22,236			-	22,236	3,335	18,901
Neon Sign Board	15%	262,066			-	262,066	39,310	222,756
Office Equipments	15%	546,431			-	546,431	81,965	464,466
Physics Lab Equipments	15%	100,003			-	100,003	15,000	85,002
Plant & Machinery	15%	2,531,152			-	2,531,152	379,673	2,151,479
Telephone Instruments & CCTV	15%	188,862			-	188,862	28,329	160,533
Sanitary Napkin Vending Machine	15%	13,728			-	13,728	2,059	11,668
Sports Material	15%	214,328			-	214,328	32,149	182,179
Sport Material QIP	15%	162,523		158,120	158,120	320,643	48,097	272,547
UPS & Battery	15%	817,715			-	817,715	122,657	695,058
Solar Water Heater	15%	27,494			-	27,494	4,124	23,370
Sound System	15%	379,101			-	379,101	56,865	322,236
Water Cooler	15%	227,630	286,230	21,000	307,230	534,860	80,229	454,631
White Board	15%	97,881		44,712	44,712	142,593	21,389	121,204
Xerox Machine	15%	986,061			-	986,061	147,909	838,152



Particulars	Depreciation Rate	Opening Gross Block as on 01-04-18	Before Sept. 18	After Sept. 18	Total additions	Gross Block as on 31-03-19	Depreciation	WDV as on 31-03-19
Xerox Machine New	15%	31,700			-	31,700	4,755	26,945
HP Server	25%	10,195			-	10,195	2,549	7,646
Construction WIP	15%	262,792			-	262,792	39,419	223,373
E & TC Lab Equipment	15%	1,917,785			-	1,917,785	287,668	1,630,118
Electrical Lab Equipment	15%	2,226,634			-	2,226,634	333,995	1,892,639
Parking Shed	15%	422,079			-	422,079	63,312	358,767
Samsung Television set	15%	149,175			-	149,175	22,377	126,798
<b>Total</b>		<b>44,150,485</b>	<b>707,965</b>	<b>647,017</b>	<b>1,354,982</b>	<b>45,505,467</b>	<b>7,203,883</b>	<b>38,301,584</b>

**For R S P H & Associates**

Chartered Accountants  
(FRN 003013N)

CA Presh Sabadra  
(Partner)

M. No. 119544

Date: 30/06/2019

Place: Nasik

*(Signature)*


Chairman

*(Signature)*  
Vice Chairperson

Secretary

Principal

*(Signature)*




**KCT's Late G.N.Sapkal College of Engineering**

**Annexure II  
Bank Accounts**

<b>Sr. No.</b>	<b>Particulars</b>	<b>Amount (Rs.)</b>
1	Andhra Bank A/c No. 113711100001848	(42,001,907)
2	Andhra Bank- Earn & Learn A/c - 2050	473
3	BOM - 60037314225 (Earn & Learn)	84,638
4	Bom- 60248205114 (BE Cap Director)	2,140
5	BOM (Exam Fees)- 60037313572	4,406,858
6	IDBI Bank Ltd A/c No. 103104000135566	13,316
7	NDCC Bank Ltd	5,000
8	State Bank of India-32942323081	9,333
9	State Bank of Travankore-67233017569	5,100
10	Union Bank of India A/c No. 499201010035738	9,542
11	Vishwas Bank Ltd A/c No. 2002100001193	54,611
12	BOM-60037314407	96,639
13	BOM (NSS New A/c) 60141709031	32,080
14	Andhra Bank- Earn & Learn A/c - 2078	18
15	Andhra Bank- Earn & Learn A/c - 2087	1,676
16	Andhra Bank- Allumni Association A/c - 2917	1,200
	<b>Total</b>	<b>(37,279,284)</b>

**For R S P H & Associates**  
**Chartered Accountants**  
**(FRN 003013N)**

**For Kalyani Charitable Trust**

  
**CA Pareesh Sabadra**  
**(Partner)**  
**M. No. 119544**  
**Date: 30/06/2019**  
**Place: Nasik**



  
**Chairman**



  
**Vice Chairperson**

**Secretary**

  
**Principal**

